



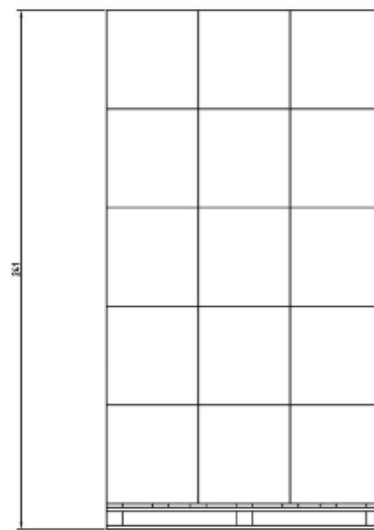
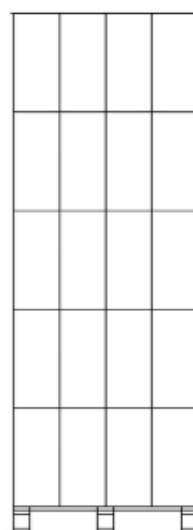
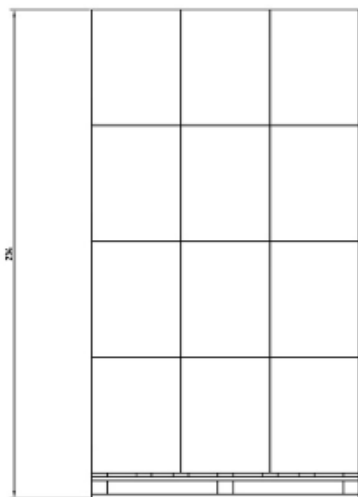
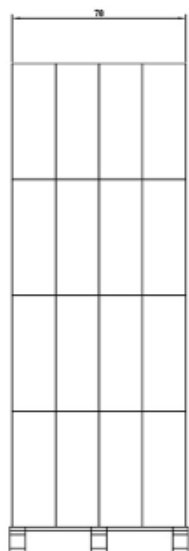
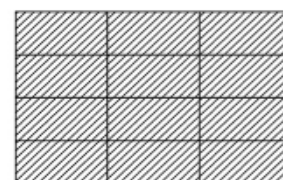
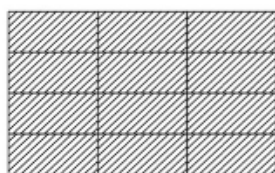
3110



3120

CATALOGO / CATALOGUE :		AGRITOOLS	
LINEA / RANGE:		Pompa elettrica / <i>Electric sprayers</i>	
PRINCIPALI UTILIZZI / MAIN APPLICATIONS:		Agricoltura, giardino, casa, campeggio. / <i>Horticulture, garden, home, camping.</i>	
CODICE / REFERENCE	DESCRIZIONE / DESCRIPTION	CODICE A BARRE / BARCODE	
<b>3110</b>	<b>ELECTRA 16</b>	8005522007997	
<b>3120</b>	<b>ELECTRA 12</b>	8005522011697	
DATI TECNICI / TECHNICAL DETAILS		3110	3120
MATERIALI PRINCIPALI IMPIEGATI MAIN MATERIALS USED	PE/PP/Acciaio PE/PP/Steel	PE/PP/Acciaio PE/PP/Steel	PE/PP/Acciaio PE/PP/Steel
GUARNIZIONI GASKETS	NBR	NBR	NBR
DIMENSIONI MAX cm MAX DIMENSIONS cm	38x18x58h	38x18x45h	38x18x45h
PESO +/-5% kg WEIGHT +/-5% kg	4	3.5	3.5
CAPACITA' CONTENITORE LORDO lt CAPACITY OF CONTAINER GROSS lt	18.5	13	13
CAPACITA' CONTENITORE NETTO lt CAPACITY OF CONTAINER NET lt	17	12	12
EROGAZIONE IN ORIZZONTALE cm LENGTH OF RANGE WITH LONG JET cm	900	900	900
ADATTO PER UNA SUPERFICIE ~ m <sup>2</sup> APT FOR ~ m <sup>2</sup>	500/1500	500/1500	500/1500
EROGAZIONE IN VERTICALE cm HEIGHT OF RANGE WITH LONG JET cm	900	900	900
AMPIEZZA MAX DEL GETTO WIDE ANGLE MAX	60°	60°	60°
ORE DI LAVORO ~ WORKING HOURS ~	~ 3-8	~ 3-8	~ 3-8
ORE DI RICARICA ~ CHARGING HOURS ~	~ 4	~ 4	~ 4
PRESSIONE DI UTILIZZO bar WORKING PRESSURE bar	1 ÷ 5	1 ÷ 5	1 ÷ 5
ALIMENTAZIONE POWER SUPPLY	12V 5Ah	12V 5Ah	12V 5Ah
LITRI EROGATI / BATTERIA CARICA LT SPRAYED / SET BATTERY	100-200 lt	100-200 lt	100-200 lt
RESIDUO NEL FLACONE cc RESIDUAL IN THE CONTAINER cc	≤ 250	-	-
DOTAZIONI DI SERIE		3110	3120
TUBO RETINATO ANTIGELO cm RETINADED HOSE cm	140	140	140
CINGHIE REGOLABILI cm ADJUSTABLE STRAPS cm	130	130	130
SPALLACCI IMBOTTITI cm PADDED SHOULDER STRAP cm	37X5	37X5	37X5
LANCIA TELESCOPICA cm TELESCOPIC LANCE cm	70 ÷ 110	70 ÷ 110	70 ÷ 110
GETTO DISERBO WEEDING JET	si	si	si
PORTALANCA LANCE HOLDER	si	si	si
FOGLIO ISTRUZIONI INSTRUCTION	si	si	si

LOGISTICA / LOGISTIC	3110	3120
IMBALLO PRIMARIO MAIN PACKAGING	Scatola offset Offset box	Scatola offset Offset box
PEZZI CONTENUTI PCS X CARTON	1	1
VOLUME m <sup>3</sup> VOLUME	0,0454	0,037
MISURA CONFEZIONE cm EXTERNAL PACKING SIZE cm	40x20x55,5h	40x20x45,8h
PESO CONFEZIONE +/-5% kg WEIGHT BOX +/-5% kg	7	-
NUMERO PEZZI PER PALLET PIECES FOR PALLET	48	60
NUMERO CONF. PER PALLET CARTONS FOR PALLET	48	60
NUMERO CONF. PER RIGA CARTONS FOR ROW	12	12
DIMENSIONI PALLET cm PALLET DIMENSIONS cm	80x120x235,5h	80x120x241h



3110

3120